

Product name: SEB Global Focus Fund

Legal entity identifier: 529900MNF7ONDBE54I22

Environmental and/or social characteristics

Sustainable investment means an investment in an economic activity that contributes to an environmental or social objective, provided that the investment does not significantly harm any environmental or social objective and that the investee companies follow good governance practices.

The **EU Taxonomy** is a classification system laid down in Regulation (EU) 2020/852, establishing a list of **environmentally sustainable economic activities**. That Regulation does not include a list of socially sustainable economic activities. Sustainable investments with an environmental objective might be aligned with the Taxonomy or not.

Did this financial product have a sustainable investment objective?

<input checked="" type="radio"/> <input checked="" type="radio"/> <input type="checkbox"/> Yes	<input checked="" type="radio"/> <input type="radio"/> <input checked="" type="checkbox"/> No
<input type="checkbox"/> It made sustainable investments with an environmental objective : ____% <ul style="list-style-type: none"> <input type="checkbox"/> in economic activities that qualify as environmentally sustainable under the EU Taxonomy <input type="checkbox"/> in economic activities that do not qualify as environmentally sustainable under the EU Taxonomy <input type="checkbox"/> It made sustainable investments with a social objective : ____%	<input checked="" type="checkbox"/> It promoted Environmental/Social (E/S) characteristics and while it did not have as its objective a sustainable investment, it had a proportion of 41.39% of sustainable investments <ul style="list-style-type: none"> <input checked="" type="checkbox"/> with an environmental objective in economic activities that qualify as environmentally sustainable under the EU Taxonomy <input checked="" type="checkbox"/> with an environmental objective in economic activities that do not qualify as environmentally sustainable under the EU Taxonomy <input checked="" type="checkbox"/> with a social objective <input type="checkbox"/> It promoted E/S characteristics, but did not make any sustainable investments



To what extent were the environmental and/or social characteristics promoted by this financial product met?

During the reference period, the fund promoted environmental and social characteristics through exclusions, and by integration of sustainability risks and opportunities in investment decision-making. In addition, the fund company exercised active ownership and advocacy work in several companies on behalf of the fund.

To support the work of assessing the companies' sustainability risks and opportunities, the fund used a quantitative tool in the form of SEB Investment Management Sustainability Score, SIMS-S. SIMS-S is the fund company's proprietary sustainability model that rates all companies in the fund's investment universe based on multiple aspects of sustainability to establish a comprehensive and unbiased view.

The model consists of two main components: sustainability risks and sustainability opportunities. The model uses data from multiple vendors and is continuously modified as new data and new insights become available. The sustainability rating includes both a current status picture and a forward-looking perspective for each company. This provides portfolio managers the opportunity to assess current and future sustainability factors that can affect risk and return in the longer term.

Sustainability risks refer to environmental, social or governance-related events or circumstances that, if they were to occur, would have an actual or potential significant negative impact on the value of the investment.

Sustainability opportunities refer to environmental, social or governance-related events or circumstances that, if they were to occur, would have an actual or potential significant positive impact on the value of the investment.

SIMS-S was used in the portfolio construction, where the sustainability rating was included as part of the selection process of the companies in which the fund invested. SIMS-S was used both as a weighted sustainability score where companies with a high score were favoured, but also broken down into sub-scores, where certain parts of the sustainability rating were highlighted when certain sustainability themes/criteria were taken into account extra clearly in the selection process. Restrictions on the minimum score according to SIMS-S were included in the selection process.

The fund promoted environmental and social characteristics during the reference period by applying the fund company's exclusion criteria. The fund excluded investments in companies operating in industries or business areas deemed to have significant sustainability challenges.

Furthermore, the fund also promoted environmental and social attributes through its continuous efforts to influence companies' business models in a more sustainable direction. The fund company influenced companies on behalf of the fund by voting at general meetings, through dialogues with management teams and boards, and in cooperation with other asset managers or partners.

Read more about SIMS-S, exclusions and SEB Investment Management's sustainability approach at sebgroupp.com/fundcompanysustainability.

Sustainability indicators measure how the environmental or social characteristics promoted by the financial product are attained.

● **How did the sustainability indicators perform?**

The fund achieved a SIMS-S rating of 5.99 at the end of 2023, which was higher than the fund's benchmark index which had a rating of 5.71. SIMS-S ratings are set on a scale of 0-10 with a normal distribution, which means that the normal outcome for a company is 5.0 and that most companies have a rating between 4.0-6.0.

In 2023, the fund had 375 corporate engagements in 94 companies, corresponding to 46.54% of the portfolio. These dialogues differed in nature, with some being very detailed and time-consuming while others were handled within a limited time. This means that the number of dialogues has not been directly linked to the amount of time and resources spent on advocacy dialogue. The fund voted at the annual general meetings of 142 companies.

The fund excluded 14.69% of the benchmark index's value and the number of excluded companies totalled 262. The benchmark index included 1480 companies.

● **...and compared to previous periods?**

During the previous period, SEB Investment Management's sustainability model, SIMS-S, and its sustainability score showed that the fund had a weighted average score higher than the benchmark of the fund. The weighted average score of the fund was 5.78 vs the benchmark score of 5.46.

During the previous period, the fund, in accordance with SEB Investment Management's sustainability policy, excluded 201 companies from the fund's benchmark of 1,374 companies. During 2022, the fund voted in general meetings for 31 companies and had engagement dialogues with 38 companies.

● **What were the objectives of the sustainable investments that the financial product partially made and how did the sustainable investment contribute to such objectives?**

During the 2023 reference period, the fund aimed to make sustainable investments to a minimum of 20%. During the period, the fund owned one or more companies that could be classified as sustainable investments whose financial activities were deemed to contribute to one or more of the following environmental and social objectives.

Social objectives:

- United Nations Social Development Goals (UN SDGs): SDG 1 — No poverty; SDG 2 — Zero hunger; SDG 3 — Good health and well-being; SDG 4 — Quality education; SDG 5 — Gender equality; SDG 6 — Clean water and sanitation; SDG 8 — Decent work and economic growth; SDG 10 — Reduced inequalities; SDG 11 — Sustainable cities and communities; and SDG 16 — Peace, justice and strong institutions
- Other social sustainability goals such as gender equality, social inclusion and diversity.

Environmental objectives considered environmentally sustainable according to the EU Taxonomy:

- The six goals defined by the EU Green Taxonomy: climate change mitigation, climate change adaptation, sustainable use and protection of water and marine resources, transition to a circular economy, pollution prevention and control, and protection and restoration of biodiversity and ecosystems.

Environmental objectives that are not considered compatible with the EU Taxonomy

- The United Nations Environment-related Sustainable Development Goals (UN SDGs): SDG 6 — Clean water and sanitation; SDG 7 — Affordable and clean energy; SDG 9 — Industry, innovation and infrastructure; SDG 11 — Sustainable cities and communities; SDG 12 — Responsible consumption and production; SDG 13 — Climate action; SDG 14 — Life below water; and SDG 15 — Life on land
- Operational resource efficiency in key environmental areas such as carbon use, water use or use of raw materials.

The sustainable goals included in SEB Investment Management's definition of sustainable investments and quantitative thresholds are:

Environmental goals

- 10% of the company's revenue, capital expenditure or operating costs have been classified by estimation or reporting as significantly contributing to the six EU Taxonomy goals
- 20% of the company's revenue has been assessed as contributing to other global environmental goals, directly or indirectly linked to the UN SDGs
- The company outperforms its sector and region in terms of emission factors according to quantitative data
- The company outperforms its sector and region in other resource efficiency areas, such as water use, raw material consumption or waste generation, according to quantitative data
- The company has been fundamentally analysed and assessed as having a high contribution and exposure to environmental objectives

Social goals

- 20% of the company's revenue has been assessed to contribute to other global social goals, directly or indirectly linked to the UN SDGs
- The company outperforms relative to its region in terms of gender equality factors, according to quantitative data

- The company has been fundamentally analysed and assessed as having a high contribution and exposure to social goals

The fund company applies a pass/fail methodology, whereby an entire investment is classified and reported as sustainable if the requirements for contributing, not doing significant harm and good corporate governance are met. Other management companies may use a different methodology and criteria to classify an investment as sustainable. Therefore, the levels of sustainable investments may differ between fund companies depending on the methodologies, criteria and data providers used, and not only on levels of sustainability within the funds.

● **How did the sustainable investments that the financial product partially made not cause significant harm to any environmental or social sustainable investment objective?**

In order to ensure that no sustainable investment caused significant harm to any environmental or social sustainable investment objective, the fund has worked with the following principles during the reference period:

- Excluded companies that do not comply with international norms and standards;
- Excluded companies operating in controversial sectors and business areas;
- Excluded companies that have exposure to fossil fuels or other activities with negative environmental impacts;
- Excluded companies that are not considered to fulfil the levels of minimum social safeguards as defined by the EU Taxonomy; and
- Used an external research partner's assessment of the companies' governance structure, labour relations, tax compliance and remuneration.

● *How were the indicators for adverse impacts on sustainability factors taken into account?*

During the reference period, the fund company's model for detecting companies with extreme values among the negative principal impact indicators (PAI) was used to avoid investing in companies that have caused significant harm. The negative impact indicators for sustainability factors used are those outlined in Annex I of the Sustainable Finance Disclosure Regulation's technical standard (CDR 2022/1288) - as well as the relevant PAIs in Tables 2 and 3 of Annex 1 of CDR 2022/1288. However, the indicators are dependent on the current availability of data.

Where sufficient coverage has been available, companies with significant negative performance in a geographical and sectoral context have not been included as sustainable investments.

Some indicators are considered through the exclusions outlined in the fund company's sustainability policy, in particular:

- Companies with activities in the fossil fuel sector;
- Companies with facilities/operations located in or near biodiversity-sensitive areas where the activities of these companies negatively impact these areas;
- Companies that do not comply with international norms and standards, such as the UN Global Compact principles and the Organisation for Economic Cooperation and Development (OECD) Guidelines for Multinational Enterprises;
- Companies involved in the manufacture or sale of controversial weapons (landmines, cluster bombs, chemical and biological weapons); and
- Companies whose activities affect endangered species.

Read more about exclusions within SEB Investment Management's sustainability approach at sebgroupp.com/fundcompanysustainability.

● *Were sustainable investments aligned with the OECD Guidelines for Multinational Enterprises and the UN Guiding Principles on Business and Human Rights?*

During the reference period, the fund's investments have been aligned with the OECD Guidelines for Multinational Enterprises and the UN Guiding Principles on Business and Human Rights through the norm-based exclusion criteria set out in the fund company's sustainability policy and using the SIMS-S.

Norm-based exclusions mean that the fund company expects issuers to adhere to international laws and conventions such as the following:

- The UN Principles for Responsible Investment
- The UN Global Compact
- The OECD Guidelines for Multinational Enterprises
- The UN Guiding Principles on Business and Human Rights, including the principles and rights set out in the eight fundamental conventions identified in the Declaration of the International Labour Organisation on Fundamental Principles and Rights at Work and the International Bill of Human Rights

Companies with confirmed violations are not considered sustainable investments.

Principal adverse impacts are the most significant negative impacts of investment decisions on sustainability factors relating to environmental, social and employee matters, respect for human rights, anti-corruption and anti-bribery matters.

The EU Taxonomy sets out a “do not significant harm” principle by which Taxonomy-aligned investments should not significantly harm EU Taxonomy objectives and is accompanied by specific EU criteria.

The “do no significant harm” principle applies only to those investments underlying the financial product that take into account the EU criteria for environmentally sustainable economic activities. The investments underlying the remaining portion of this financial product do not take into account the EU criteria for environmentally sustainable economic activities.

Any other sustainable investments must also not significantly harm any environmental or social objectives.



How did this financial product consider principal adverse impacts on sustainability factors?

During the reference period, the fund considered principal adverse impacts on sustainability factors through the exclusions outlined in the fund company’s sustainability policy but also by using SEB Investment Management Sustainability Score, SIMS-S, the fund company’s sustainability model. Companies with operations in the following were excluded:

- Companies with activities in the fossil fuel sector;
- Companies with facilities/operations located in or near biodiversity-sensitive areas where the activities of these companies negatively impact these areas;
- Companies that do not comply with international norms and standards, such as the UN Global Compact principles and the Organisation for Economic Cooperation and Development (OECD) Guidelines for Multinational Enterprises;
- Companies involved in the manufacture or sale of controversial weapons (landmines, cluster bombs, chemical and biological weapons); and
- Companies whose activities affect endangered species.

To support the work of assessing the companies’ sustainability risks and opportunities, the fund used SEB Investment Management Sustainability Score, SIMS-S. It was used in portfolio construction, where the sustainability rating was included as part of the selection process of the companies in which the fund was to invest. SIMS-S was used both as a weighted sustainability score, where companies with a high score were favoured, but also broken down into sub-scores where certain parts of the sustainability rating were highlighted when certain sustainability themes/criteria were given a greater focus in the selection process. Restrictions on the minimum score according to SIMS-S were included in the selection process.

Using SIMS-S, the fund company’s proprietary sustainability model, the following indicators for adverse impacts were considered:

- Greenhouse gas emissions of the investee companies;
- The carbon footprint of the investee companies;
- Greenhouse gas intensity of the investee companies;
- Whether companies operate in the fossil fuel sector;
- Energy consumption intensity per sector with high climate impact, for the investee companies;
- Whether the investee companies have facilities/operations located in or near biodiversity-sensitive areas where the operations of these companies negatively impact these areas;
- Emissions to water generated by the investee companies;
- The amount of hazardous waste generated by the investee companies;
- Whether the companies we invest in lack processes and compliance mechanisms to monitor compliance with the UN Global Compact and the OECD Guidelines for Multinational Enterprises;
- The unadjusted gender pay gap in the investee companies;
- Gender distribution of the board of directors of the investee companies;
- Whether the investee companies have decarbonisation initiatives in place to align with the Paris Agreement; and
- Whether the investee companies have a supplier code of conduct (against unsafe working conditions, precarious work, child labour and forced labour).



What were the top investments of this financial product?

The list includes the investments constituting **the greatest proportion of investments** of the financial product during the reference period which is: 31 December 2023

Largest investments	Sector	% Assets	Country
Apple Inc	Information Technology	4.05	United States
Microsoft Corp	Information Technology	2.61	United States
PepsiCo Inc	Consumer Staples	2.23	United States
Visa Inc	Financials	1.83	United States

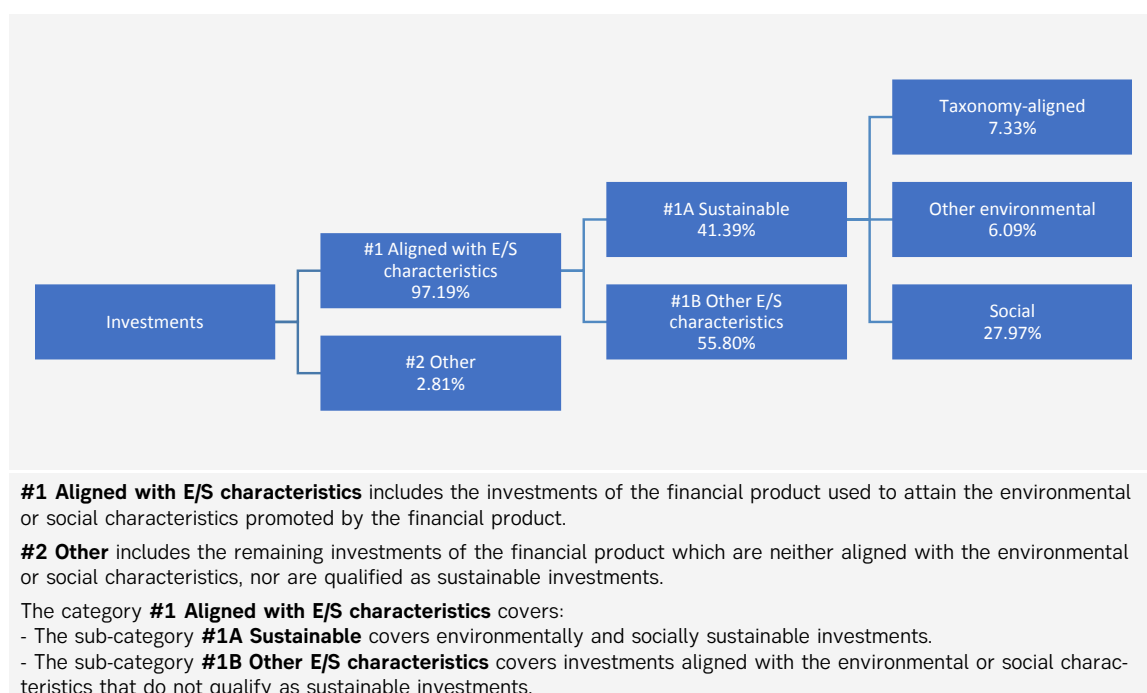
Hershey	Consumer Staples	1.72	United States
Nvidia Corp	Information Technology	1.45	United States
GlaxoSmithKline PLC	Health Care	1.39	United Kingdom
Alphabet Inc	Communication Services	1.23	United States
Amazon.com Inc	Consumer Discretionary	1.20	United States
Marsh & McLennan Cos Inc	Financials	1.08	United States
JPMorgan Chase & Co	Financials	1.04	United States
Adobe Systems Inc	Information Technology	1.03	United States
Colgate-Palmolive Co	Consumer Staples	0.95	United States
Illinois Tool Works Inc	Industrials	0.78	United States
Novartis AG	Health Care	0.76	Switzerland



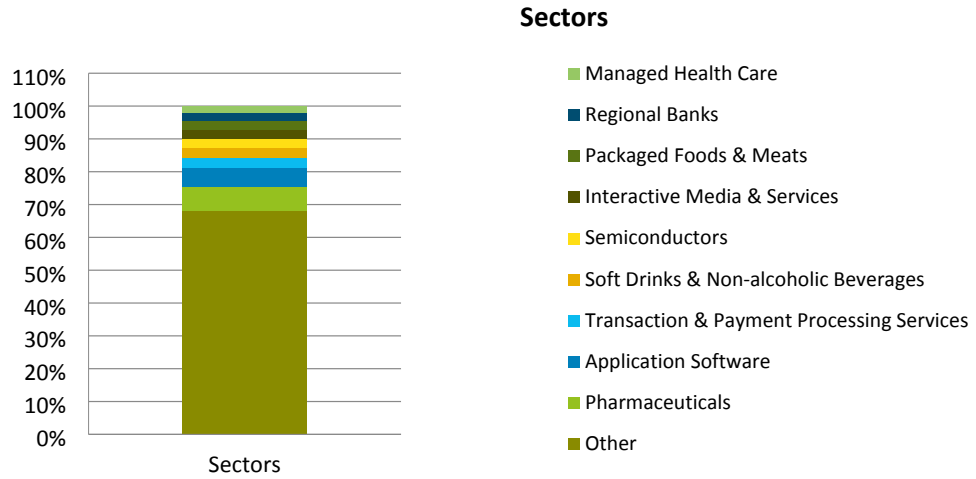
What was the proportion of sustainability-related investments?

● What was the asset allocation?

Asset allocation describes the share of investments in specific assets.



● In which economic sectors were the investments made?



To what extent were the sustainable investments with an environmental objective aligned with the EU Taxonomy?

● Did the financial product invest in fossil gas and/or nuclear energy related activities complying with the EU Taxonomy ¹?

- Yes:
- In fossil gas In nuclear energy
- No

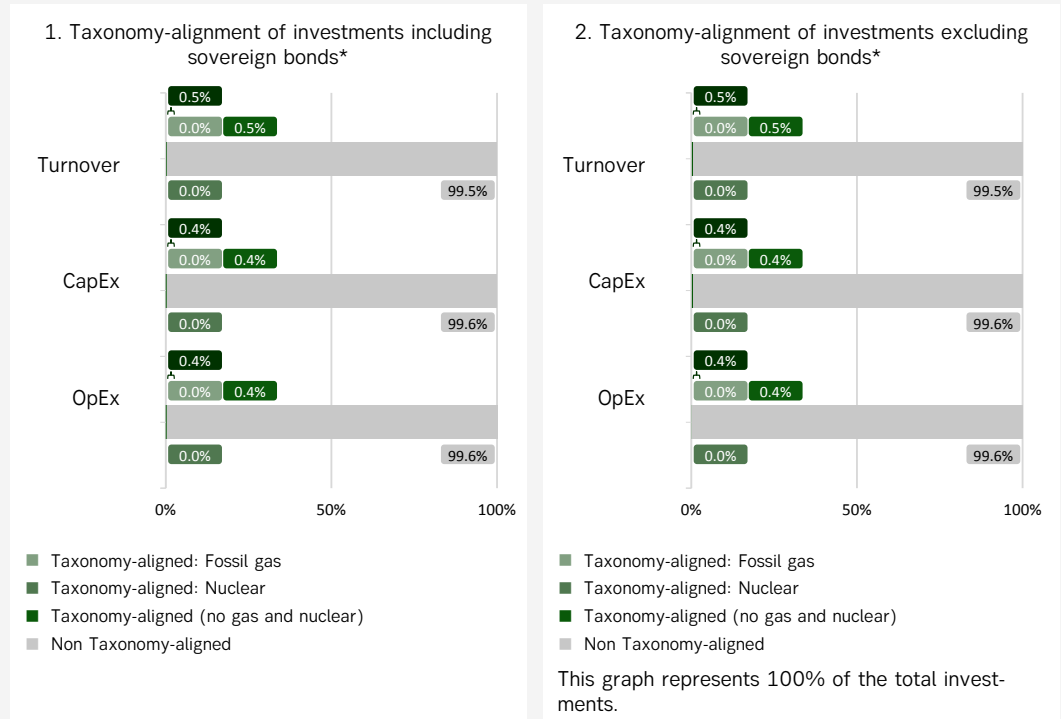
To comply with the EU Taxonomy, the criteria for **fossil gas** include limitations on emissions and switching to fully renewable power or low-carbon fuels by the end of 2035. For **nuclear energy**, the criteria include comprehensive safety and waste management rules.

¹ Fossil gas and/or nuclear related activities will only comply with the EU Taxonomy where they contribute to limiting climate change ("climate change mitigation") and do not significantly harm any EU Taxonomy objective - see explanatory note in the left hand margin. The full criteria for fossil gas and nuclear energy economic activities that comply with the EU Taxonomy are laid down in Commission Delegated Regulation (EU) 2022/1214.

Taxonomy-aligned activities are expressed as a share of:

- **turnover** reflecting the share of revenue from green activities of investee companies
- **capital expenditure (CapEx)** showing the green investments made by investee companies, e.g. for a transition to a green economy.
- **operational expenditure (OpEx)** reflecting green operational activities of investee companies.

The graphs below show in green the percentage of investments that were aligned with the EU Taxonomy. As there is no appropriate methodology to determine the taxonomy-alignment of sovereign bonds*, the first graph shows the Taxonomy alignment in relation to all the investments of the financial product including sovereign bonds, while the second graph shows the Taxonomy alignment only in relation to the investments of the financial product other than sovereign bonds.



Enabling activities directly enable other activities to make a substantial contribution to an environmental objective.

● **What was the share of investments made in transitional and enabling activities?**
 During 2023, the share of investments in transitional activities was 0.0%. The share in enabling activities was 0.0%.

Transitional activities are activities for which low-carbon alternatives are not yet available and among others have greenhouse gas emission levels corresponding to the best performance.

● **How did the percentage of investments that were aligned with the EU Taxonomy compare with previous reference periods?**
 For the previous reference period (2022), the share of investments whose revenue was compatible with the EU Taxonomy was 1.3%. Compatible capital expenditure was 0% and operating expenditure 0%.



What was the share of sustainable investments with an environmental objective not aligned with the EU Taxonomy?

At the end of 2023, the fund had an equivalent of 6.09% of investments that were classified as sustainable investments with environmental objectives but not compliant with the EU Taxonomy. The EU Green Taxonomy does not cover all economic sectors that are relevant for the fund to invest in and that contribute to sustainability goals. There were also relatively few companies that reported in accordance with the EU Green Taxonomy. This may have been due both to their size and their geographical location.

 are sustainable investments with an environmental objective that **do not take into account the criteria** for environmentally sustainable eco-

The fund company uses an internal process to define the contributions to environmental objectives and the classification of sustainable investments. The environmental goals included in SEB Investment Management's definition of sustainable investments and quantitative thresholds are:

- 20% of the company's revenues have been assessed to contribute to other global environmental goals, directly or indirectly linked to the United Nations Sustainable Development Goals (UN SDGs);
- The company outperforms its sector and region in terms of emission factors according to quantitative data;
- The company outperforms its sector and region in other resource efficiency areas, such as water use, raw material consumption or waste generation, according to quantitative data; and
- The company has been fundamentally analysed and assessed as having a high contribution and exposure to environmental objectives.

The fund company applies a "pass/fail" methodology, where an investment is classified and recognised as contributing if the investment meets one or more of the above criteria.



What was the share of socially sustainable investments?

At the end of 2023, the fund had investments corresponding to 27.97% classified as socially sustainable investments.

The fund company uses an internal process to define the contribution to social goals and the classification of sustainable investments.

The social goals included in SEB Investment Management's definition of sustainable investments and quantitative thresholds are:

- 20% of the company's revenue has been assessed to contribute to other global social goals, directly or indirectly linked to the UN SDGs.
- The company outperforms relative to its region in terms of gender equality factors, according to quantitative data.
- The company has been fundamentally analysed and assessed as having a high contribution and exposure to social goals.

The fund company applies a "pass/fail" methodology, where an investment is classified and recognised as sustainable if the investment meets one or more of the above criteria.



What investments were included under "other", what was their purpose and were there any minimum environmental or social safeguards?

During the period, the fund used cash and derivatives to manage liquidity and flows. During the reference period, the fund did not conclude that any environmental or social minimum protection measures were deemed necessary for these investments.



What actions have been taken to meet the environmental and/or social characteristics during the reference period?

With the support from the fund company's sustainability model SIMS-S, which was used in the portfolio construction and selection process of companies to invest in, the fund invested in companies such as Innergex Renewable Energy and ERG SpA. Innergex Renewable Energy produces renewable energy and operates in both wind and hydropower, as well as developing and operating solar energy plants. The company also works with storage of renewable energy. The company made a positive contribution to several of the UN Sustainable Development Goals. The largest positive contributions were within SDG 7: Affordable and Clean Energy, and SDG 13: Climate Action.

ERG SpA engages in the generation and distribution of electricity from renewable sources. It operates through the following segments: wind, solar, and thermoelectric. This company was on SEB Investment Management's transition list as they were considered to contribute to positive change in accordance with the management company's sustainability policy.

In the fund's role as an active shareholder and investor, the fund company seeks to safeguard clients' common interests in ownership issues and engage with companies on the development of their sustainability practices.

In the fund's position as shareholder, active ownership is conducted via voting at shareholder meetings, in support of, or against, specific shareholder or management proposals, and via proxy voting according to the fund company's policy for shareholder engagement. Even though this is carried out according to equity holdings it also positively affects the fund's corresponding bond holdings.

Outside the Nordic region, the fund company collaborates with other investors via IIGCC, PRI Collaboration Platform, Access to Medicine, Global Child Forum, and others. Direct dialogues are also conducted with companies outside the Nordic region. The fund company cooperates with Sustainalytics and Institutional Shareholder Services (ISS), two international leaders in engaging with companies through dialogue. The fund company's partners maintain an ongoing, direct dialogue with the management and the board of the companies in which the fund

invests. Working with other asset managers, under the leadership of the fund company's partners, the fund is able to be more successful in dialogues with companies outside the Nordic region, where the funds' ownership is typically relatively small.

During the year, engagement work in 94 companies was performed on behalf of the fund.

During the reference period, SEB Investment Management updated its sustainability policy with a clear position on biodiversity. Nature is the foundation of societies and economies and there is a growing appreciation for the need to include nature and biodiversity in investment decisions.

SEB Investment Management does not invest in companies that have verified violations of biodiversity-related norms. The fund company also excludes companies that operate and have a negative impact on endangered species or bio-sensitive areas.

To reduce the risks of deforestation of the tropical forests, SEB Investment Management monitors companies with the greatest influence on and exposure to tropical deforestation and aims to set net zero deforestation targets as the global data quality on deforestation improves.

SEB Investment Management is a member of the Taskforce for Nature-related Financial Disclosures (TNFD) Forum, and a signatory of the Finance for Biodiversity Pledge and is working to increase the quality and coverage of biodiversity-related data sets through scientific collaborations.

Read more about SEB Investment Management's work as an active owner in the company's policy for Shareholder Engagement at <https://sebgroup.com/about-us/our-divisions/asset-management/seb-asset-management-ab/legal-documents-and-policies>.



How did this financial product perform compared to the reference benchmark?

Reference benchmarks are indexes to measure whether the financial product attains the environmental or social characteristics that they promote.

● How does the reference benchmark differ from a broad market index?

The fund did not use a benchmark index to determine whether it was aligned with the environmental and/or social characteristics it promotes and therefore has no measure of it for the reference period.

● How did this financial product perform with regard to the sustainability indicators to determine the alignment of the reference benchmark with the environmental or social characteristics promoted?

The fund did not use a benchmark index to achieve its promotion of environmental and social characteristics.

● How did this financial product perform compared with the reference benchmark?

The fund did not use a benchmark index to achieve its promotion of environmental and social characteristics.

● How did this financial product perform compared with the broad market index?

The fund did not use a benchmark index to achieve its promotion of environmental and social characteristics.