

# Sustainability disclosures (unaudited)

## ANNEX V

Template periodic disclosure for the financial products referred to in Article 9, paragraphs 1 to 4a, of Regulation (EU) 2019/2088 and Article 5, first paragraph, of Regulation (EU) 2020/852

**Product name:** Robeco Capital Growth Funds - RobecoSAM Smart Materials Equities  
**Legal entity identifier:** 213800HUVXY434VEC029

### Sustainable investment objective

Did this financial product have a sustainable investment objective?

**Yes**

It made **sustainable investments with an environmental objective:**

25.9%

in economic activities that qualify as environmentally sustainable under the EU Taxonomy

in economic activities that do not qualify as environmentally sustainable under the EU Taxonomy

It made **sustainable investments with a social objective:** 69.5%

**No**

It promoted **Environmental/Social (E/S) characteristics** and while it did not have as its objective a sustainable investment, it had a proportion of \_\_\_% of sustainable investments

with an environmental objective in economic activities that qualify as environmentally sustainable under the EU Taxonomy

with an environmental objective in economic activities that do not qualify as environmentally sustainable under the EU Taxonomy

with a social objective

It promoted E/S characteristics, but **did not make any sustainable investments**

**To what extent was the sustainable investment objective of this financial product met?**

The sustainable investments of the sub-fund aim to help mitigate the resource scarcity challenge within industries while supporting economic growth. The sustainable investment objective was attained by mainly investing in companies that advance the following United Nations Sustainable Development Goals (SDGs): 11 companies in portfolio had a positive score on Decent work and economic growth (SDG 8), 24 companies in portfolio had a positive score on Industry, innovation and infrastructure (SDG 9), 13 companies in portfolio had a positive score on Sustainable cities and communities (SDG 11), 8 companies in portfolio had a positive score on Responsible consumption and production (SDG 12) and 8 companies in portfolio had a positive score on Climate action (SDG 13).

As at the end of the reporting period, the sub-fund's sustainable investments with environmental objectives were not made in economic activities that qualify as environmentally sustainable under the EU Taxonomy.

The sub-fund carbon footprint (scope level; 1, 2 and 3) as of 31 December 2023 was 18.5% better than the Custom Bloomberg Climate Transition Benchmark.



**Sustainable investment** means an investment in an economic activity that contributes to an environmental or social objective, provided that the investment does not significantly harm any environmental or social objective and that the investee companies follow good governance practices.

The **EU Taxonomy** is a classification system laid down in Regulation (EU) 2020/852, establishing a list of **environmentally sustainable economic activities**. That Regulation does not lay down a list of socially sustainable economic activities. Sustainable investments with an environmental objective might be aligned with the Taxonomy or not.

# Sustainability disclosures (unaudited)

## ● **How did the sustainability indicators perform?**

The sustainability indicators used to measure the attainment of each of the environmental or social characteristics promoted by this financial product performed as follows. All values are based on the positions and available data as at 31 December 2023.

1. On behalf of the sub-funds votes, were cast on 666 agenda items at 53 shareholders' meetings.
2. The portfolio contained no investments that are on the Exclusion list as result of the application of the applicable exclusion policy.
3. 0.00% of the holdings in portfolio was in violation of the ILO standards, UNGPs, UNGC or OECD Guidelines for Multinational Enterprises.
4. The sub-fund's weighted carbon footprint (scope level 1, 2 and 3) was -18.52% better than that of the Climate Transition Benchmark.
5. 100.00 % of the investments in portfolio held a neutral or positive SDG score based on the internally developed SDG framework.

## ● **...and compared to previous periods?**

Sustainability indicator	2023	2022
Number of votes casted	666	613
Investments on exclusion list	0.00%	0.00%
Holdings in violation of the ILO standards, UNGPs, UNGC or OECD Guidelines for Multinational Enterprises	0.00%	0.00%
Weighted score for:		
- Carbon footprint (% better than the Custom Bloomberg Climate Transition Benchmark)	18.52%	9.33%
Holdings with a neutral or positive SDG score	100.00%	100.00%

## ● **How did the sustainable investments not cause significant harm to any sustainable investment objective?**

Alignment with the OECD Guidelines for Multinational Enterprises, the UN Guiding Principles on Business and Human Rights and Principal Adverse Impact (PAI) are considered in the calculation of SDG scores under Robeco's proprietary SDG Framework. Violations with the OECD Guidelines for Multinational Enterprises and the UN Guiding Principles on Business and Human Rights and Principal Adverse Impact lead to a negative SDG score. Investments that are part of the MSCI All Country World Climate Paris Aligned Benchmark and investments with a positive SDG score are classified as sustainable investment. A positive SDG score indicates that such investments did no significant harm to any environmental or social sustainable investment objective. Minus scores show harm. Scores of -2 or -3 may even cause significant harm.

### — *How were the indicators for adverse impacts on sustainability factors taken into account?*

The fund considered principal adverse impacts of its investment decisions on sustainability factors as part of its investment due diligence process and procedures. For sustainable investments this meant ensuring that the investments do no significant harm to any environmental or social objective. Many PAI indicators are either directly or indirectly included in the SDG Framework to determine whether a company has significant impacts on the SDGs related to the PAI indicators.

**Sustainability indicators** measure how the environmental or social characteristics promoted by the financial product are attained.

**Principal adverse impacts** are the most significant negative impacts of investment decisions on sustainability factors relating to environmental, social and employee matters, respect for human rights, anti-corruption and anti-bribery matters.

# Sustainability disclosures (unaudited)

The following PAIs were considered in the fund:

- PAI 1, table 1 was considered for scope 1, 2 and 3 Green House Gas emissions via engagement, proxy voting and exclusions. Robeco's Exclusion policy covers the exclusion of activities with highly negative climate impacts (e.g. thermal coal ( $\geq 20\%$  of the revenues), oil sands ( $\geq 10\%$  of the revenues) and arctic drilling ( $\geq 5\%$  of the revenues)).
- PAI 2, table 1 was considered for scope 1 and 2 carbon footprint via engagement, proxy voting and exclusions. Robeco's Exclusion policy covers the exclusion of activities with highly negative climate impacts (e.g. thermal coal ( $\geq 20\%$  of the revenues), oil sands ( $\geq 10\%$  of the revenues) and arctic drilling ( $\geq 5\%$  of the revenues)).
- PAI 3, table 1 was considered for scope 1 and 2 Green House Gas intensity of investee companies via engagement, proxy voting and exclusions. Robeco's Exclusion policy covers the exclusion of activities with highly negative climate impacts (e.g. thermal coal ( $\geq 20\%$  of the revenues), oil sands ( $\geq 10\%$  of the revenues) and arctic drilling ( $\geq 5\%$  of the revenues)).
- PAI 4, table 1 regarding the exposure to companies in the fossil fuel sector was considered via engagement, proxy voting and exclusions. Robeco's Exclusion policy covers the exclusion of activities with highly negative climate impacts (e.g. thermal coal ( $\geq 20\%$  of the revenues), oil sands ( $\geq 10\%$  of the revenues) and arctic drilling ( $\geq 5\%$  of the revenues)).
- PAI 5, table 1 regarding the share of energy consumption from non-renewable sources was considered via engagement, proxy voting and exclusions. Robeco is committed to contribute to the goals of the Paris Agreement and to achieving net zero carbon emissions by 2050. The portfolio decarbonization targets are derived from the P2 pathway from the IPCC 1.5-degree scenario of 2018. The P2 pathway is composed of the following emission milestones: 49% reduction of GHG emissions in 2030 and -89% reduction of GHG emissions in 2050, both relative to 2010 baseline.
- PAI 6, table 1 regarding Energy consumption per High Impact Climate sector was considered via engagement, proxy voting and exclusions. Robeco's Exclusion policy covers the exclusion of activities with highly negative climate impacts (e.g. thermal coal (Coal power expansion plans  $\geq 300$  MW)).
- PAI 7, table 1 regarding activities negatively affecting biodiversity sensitive areas was considered via engagement. Robeco is developing methods to evaluate the materiality of biodiversity for our portfolios, and the impact of our portfolios on biodiversity. Based on such methods Robeco will set quantified targets in order to combat biodiversity loss, latest by 2024.
- For relevant sectors, biodiversity impact is considered in fundamental SI research analysis. Robeco is developing a framework to consider this across all investments.
- Robeco's Exclusion policy covers the exclusion of palm oil producers in which a minimum percentage of RSPO certified hectares of land at plantations as detailed in Robeco's exclusion policy.
- PAI 8, table 1 regarding Water emissions was considered via engagement. Within Robeco's Controversial Behavior program, companies are screened on a potential violation in relation to water. When Robeco deems a company to cause significant negative impact on local water supply or waste issues which is a breach of UN Global Compact principle 7, it will either apply enhanced engagement or directly exclude the company from the universe.
- PAI 9, table 1 regarding hazardous waste and radioactive waste ratio was considered via engagement. In addition, within Robeco's Controversial Behavior program, companies are screened on a potential violation in relation to waste. When Robeco deems a company to cause significant negative impact on local water supply or waste issues which is a breach of UN Global Compact principle 7, it will either apply enhanced engagement or directly exclude the company from the universe.
- PAI 10, table 1 regarding violations of UN Global Compact principles and Organisation for Economic Cooperation and Development (OECD) Guidelines for Multinational Enterprises was considered via engagement, proxy voting and exclusions. Robeco acts in accordance with the International Labor Organization (ILO) standards, United Nations Guiding Principles (UNGPs), United Nations Global Compact (UNGC) Principles and the Organization for Economic Cooperation and Development (OECD) Guidelines for Multinational Enterprises, and is guided by

## Sustainability disclosures (unaudited)

these international standards to assess the behavior of companies. In order to mitigate severe breaches, an enhanced engagement process is applied where Robeco deems a severe breach of these principles and guidelines has occurred. If this enhanced engagement, which may last up to a period of three years, does not lead to the desired change, Robeco will exclude a company from its investment universe.

- PAI 11, table 1 regarding lack of processes and compliance mechanisms to monitor compliance with UN Global Compact principles and OECD Guidelines for Multinational Enterprises was considered via engagement and proxy voting. Robeco supports the human rights principles described in the Universal Declaration of Human Rights (UDHR) and detailed in the Guiding Principles on Business and Human Rights (UNGPs), the OECD Guidelines for Multinational Enterprises and the eight fundamental International Labour Organization (ILO) conventions. Our commitment to these principles means Robeco will expect companies to formally commit to respect human rights, have in place human rights due diligence processes, and, where appropriate, ensure that victims of human rights abuses have access to remedy.
- PAI 12, table 1 regarding unadjusted gender pay-gap was considered via engagement and proxy voting. In 2022, Robeco launched an engagement program on diversity and inclusion, which will include elements in relation to the gender pay gap. Overall, gender pay gap disclosures are only mandatory in few jurisdictions (e.g. UK, California). Companies are encouraged to improve such disclosures.
- PAI 13, table 1 regarding board gender diversity was considered via engagement and proxy voting. In 2022, Robeco launched an engagement program on diversity and inclusion, which will include elements in relation to equal pay.
- PAI 14, table 1 regarding exposure to controversial weapons was considered via exclusions. For all strategies Robeco deems anti-personnel mines, cluster munitions, chemical, biological weapons, white phosphorus, depleted uranium weapons and nuclear weapons that are tailor made and essential, to be controversial weapons. Exclusion is applied to companies that are manufacturers of certain products that do not comply with the following treaties or legal bans on controversial weapons: 1. The Ottawa Treaty (1997) which prohibits the use, stockpiling, production and transfer of anti-personnel mines. 2. The Convention on Cluster Munitions (2008) which prohibits the use, stockpiling, production and transfer of cluster munitions. 3. The Chemical Weapons Convention (1997) which prohibits the use, stockpiling, production and transfer of chemical weapons. 4. Biological Weapons Convention (1975) which prohibits the use, stockpiling, production and transfer of biological weapons. 5. The Treaty on the Non-Proliferation of Nuclear Weapons (1968) which limits the spread of nuclear weapons to the group of so-called Nuclear Weapons States (USA, Russia, UK, France and China). 6. The Dutch act on Financial Supervision 'Besluit marktmisbruik' art. 21 a. 7. The Belgian Loi Mahoux, the ban on uranium weapons. 8. Council Regulation (EU) 2018/1542 of 15 October 2018 concerning restrictive measures against the proliferation and use of chemical weapons.
- PAI 5, table 3 regarding the share of investments in investee companies without any grievance or complaintshandling mechanism was considered.
- PAI 6, table 3 regarding insufficient whistleblower protection was considered.
- PAI 7, table 3 regarding incidents of discrimination was considered.
- PAI 8, table 3 regarding excessive CEO pay ratio was considered via proxy voting and engagement under the engagement program "Responsible Executive Remuneration".

### *Were sustainable investments aligned with the OECD Guidelines for Multinational Enterprises and the UN Guiding Principles on Business and Human Rights? Details:*

The sustainable investments were aligned with the OECD Guidelines for Multinational Enterprises and the UN Guiding Principles on Business and Human Rights via both Robeco's Exclusion Policy and Robeco's SDG Framework. Robeco's SDG Framework screens for breaches on these principles in the final step of the framework. In this step, Robeco checks whether the company concerned has been involved in any controversies. Involvement in any

## Sustainability disclosures (unaudited)

controversy will result in a negative SDG score for the company, meaning it is not a sustainable investment.

Robeco's Exclusion Policy includes an explanation of how Robeco acts in accordance with the International Labor Organization (ILO) standards, United Nations Guiding Principles (UNGPs), United Nations Global Compact (UNGC) Principles and the Organization for Economic Co-operation and Development (OECD) Guidelines for Multinational Enterprises and is guided by these international treaties to assess the behaviour of companies. Robeco continuously screens its investments for breaches of these principles. In the reported year, there have been no breaches.



### **How did this financial product consider principal adverse impacts on sustainability factors?**

PAI were considered both pre-investment (through exclusions and through integration in the investment due diligence) and post-investments (through engagement). All values are based on the average positions over the reporting period.

Pre-investment, the following principal adverse impacts on sustainability factors were considered:

- Robeco's SDG Framework assesses companies' positive and negative contributions to the Sustainable Development Goals (SDG's). Robeco's SDG Framework directly and/or indirectly screens companies on many of the topics considered by the PAI indicators. The average SDG score of the portfolio was 1.8813.

Post-investment, the following principal adverse impacts on sustainability factors are taken into account:

- Via the application of the voting policy, the following PAIs are considered:
  - The greenhouse gas emissions scope 1, 2 and 3 upstream (PAI 1, table 1) of the portfolio were 183,434 tons, compared to 111,364 tons for the benchmark
  - The carbon footprint of the portfolio (PAI 2, table 1) was 744 tons per EUR million EVIC, compared to 756 tons per EUR million EVIC for the benchmark
  - The green house gas intensity of the portfolio (PAI 3, table 1) was 2,244 tons per EUR million revenue, compared to 10,499 tons per EUR million revenue for the benchmark
  - The share of investments in investee companies with sites/operations located in or near biodiversity sensitive areas where activities of those investee companies negatively affect those areas (PAI 7, Table 1) was 0.51% of the net assets, compared to 6.75% of the benchmark
  - The share of non-renewable energy consumption of investee companies from non-renewable energy sources compared to renewable energy sources (PAI 5, Table 1), expressed as a percentage of total energy sources was 66.51% of the net assets, compared to 70.13% of the benchmark
  - The share of non-renewable energy production of investee companies from non-renewable energy sources compared to renewable energy sources (PAI 5, Table 1), expressed as a percentage of total energy sources voor de funds was 0.00% of the net assets, compared to 56.36% of the benchmark
  - The energy consumption per million EUR of revenue of investee companies, per high-impact climate sector (PAI 6, Table 1) was 0.72GWh, compared to 1.33GWh for the benchmark
  - Exposure to companies in violations of the UN Global Compact Principles and Organisation for Economic Cooperation and Development (OECD) Guidelines for Multinational Enterprises (PAI 10, Table 1) was 0.00% of the net assets, compared to 0.00% of the benchmark
  - The share of investments in investee companies without policies to monitor compliance with the UNGC principles or OECD Guidelines for Multinational Enterprises (PAI 11, Table 1) was 1.56%, compared to 0.49% for the benchmark

## Sustainability disclosures (unaudited)

- The share of investments in investee companies without grievance / complaints handling mechanisms to address violations of the UNGC principles or OECD Guidelines for Multinational Enterprises (PAI 11, Table 1) was 50.25%, compared to 58.11% for the benchmark
- The average unadjusted gender pay gap of investee companies (PAI 12, Table 1) was 9.60%, compared to 14.16% for the benchmark
- The average ratio of female to male board members in investee companies expressed as a percentage of all board members (PAI 13, Table 1) was 31.66%, compared to 32.36% for the benchmark
- Indicators in relation to social and employee matters (PAI 5-7, Table 3)
- The average ratio within investee companies of the annual total compensation for the highest compensated individual to the median annual total compensation for all employees (excluding the highest compensated individual) (PAI 8, Table 3) was 165.42, compared to 185.71 for the benchmark
- Via Robeco's entity engagement program, the following PAIs are considered:
  - Via the Robeco Entity Engagement program, the following numbers of engagement cases per PAI were active on portfolio holdings, during the reporting period: PAI 12, table 1: Unadjusted gender pay gap 1 case.
  - All indicators related to Climate and other environment-related indicators (PAI 1-9, Table 1). For details see above
  - Exposure to companies in violations of the UN Global Compact Principles and Organisation for Economic Cooperation and Development (OECD) Guidelines for Multinational Enterprises (PAI 10, Table 1) was 0.00% of the net assets, compared to 0.00% of the benchmark
  - In addition, based on a yearly review of Robeco's performance on all mandatory and selected voluntary indicators, holdings of the Sub-fund that cause adverse impact might be selected for engagement.



### What were the top investments of this financial product?

The list includes the investments constituting the greatest proportion of investments of the financial product during the reference period which is: 1 January 2023 through 31 December 2023

Largest investment	Sector	% Assets	Country
Onto Innovation Inc	Semiconductors & Semiconductor Equipment	5.42%	United States
PTC Inc	Software	5.14%	United States
Teradyne Inc	Semiconductors & Semiconductor Equipment	4.52%	United States
Owens Corning	Building Products	4.07%	United States
TopBuild Corp	Household Durables	3.88%	United States
Cie de Saint-Gobain SA	Building Products	3.50%	France
IPG Photonics Corp	Electronic Equipment, Instruments & Components	3.19%	United States
Dassault Systemes SE	Software	2.87%	France
ROCKWOOL A/S	Building Products	2.85%	Denmark
Wacker Chemie AG	Chemicals	2.83%	Germany
Yaskawa Electric Corp	Machinery	2.81%	Japan
Albemarle Corp	Chemicals	2.79%	United States
Keyence Corp	Electronic Equipment, Instruments & Components	2.66%	Japan
LKQ Corp	Distributors	2.58%	United States
Sociedad Quimica y Minera de C ADR	Electrical Equipment	2.60%	Chile

# Sustainability disclosures (unaudited)

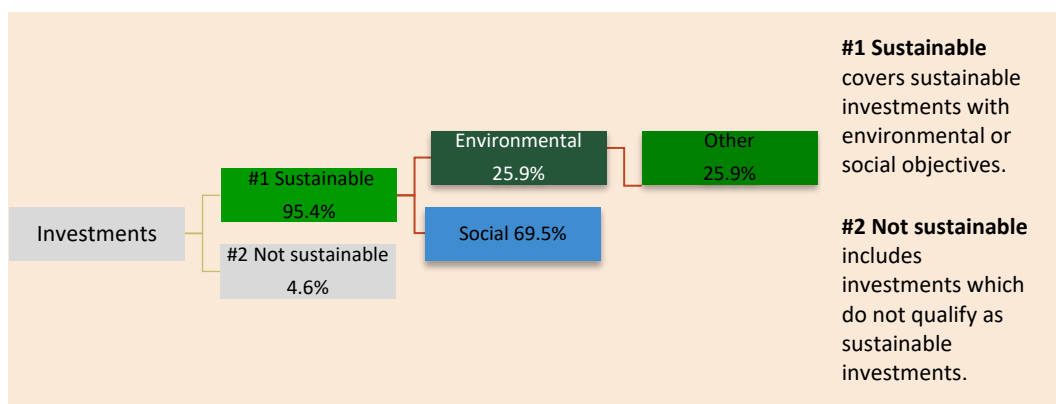


## What was the proportion of sustainability-related investments?

95.4%

## What was the asset allocation?

**Asset allocation** describes the share of investments in specific assets.



## In which economic sectors were the investments made?

Sector	Average exposure in % over the reporting period
Chemicals	18.87%
Semiconductors & Semiconductor Equipment	14.09%
Electronic Equipment, Instruments & Components	13.01%
Building Products	10.53%
Electrical Equipment	10.35%
Software	9.87%
Machinery	3.95%
Household Durables	3.88%
Commercial Services & Supplies	3.79%
Metals & Mining	2.97%
Distributors	2.58%
Life Sciences Tools & Services	2.49%
Construction & Engineering	0.83%
Professional Services	0.48%
Cash and other instruments	2.32%

# Sustainability disclosures (unaudited)



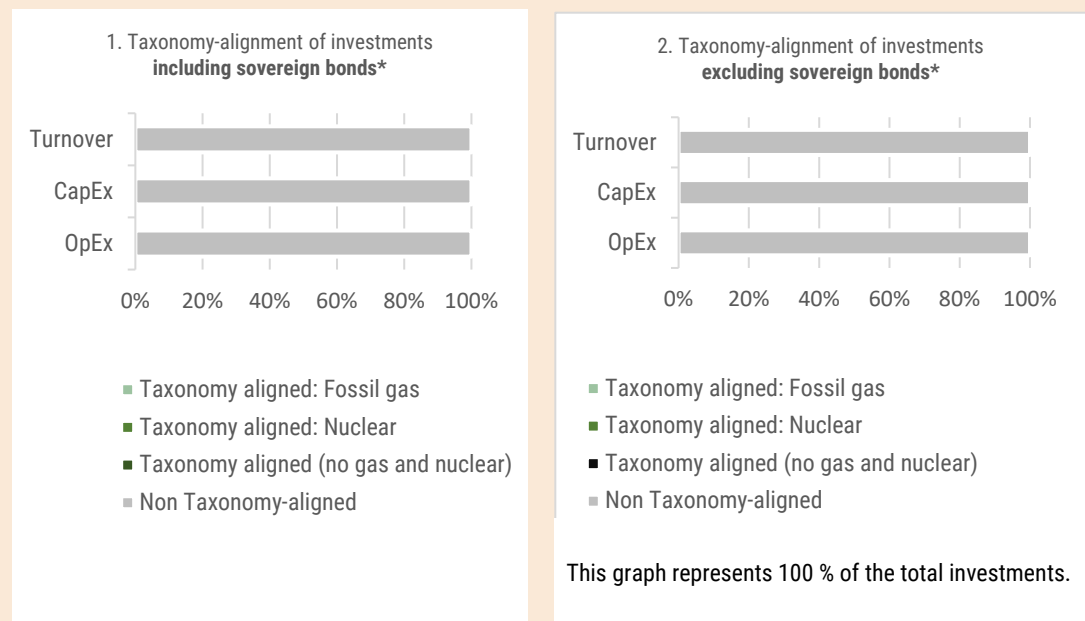
## To what extent were the sustainable investments with an environmental objective aligned with the EU Taxonomy?

0.0%.

### Did the financial product invest in fossil gas and/or nuclear energy related activities complying with the EU Taxonomy 1?

- Yes:
  - In fossil gas
  - In nuclear energy
- No

The graphs below show in green the percentage of investments that were aligned with the EU Taxonomy. As there is no appropriate methodology to determine the taxonomy-alignment of sovereign bonds\*, the first graph shows the Taxonomy alignment in relation to all the investments of the financial product including sovereign bonds, while the second graph shows the Taxonomy alignment only in relation to the investments of the financial product other than sovereign bonds.



\*For the purpose of these graphs, 'sovereign bonds' consist of all sovereign exposures

To comply with the EU Taxonomy, the criteria for **fossil gas** include limitations on emissions and switching to fully renewable power or low-carbon fuels by the end of 2035. For **nuclear energy**, the criteria include comprehensive safety and waste management rules.

**Enabling activities** directly enable other activities to make a substantial contribution to an environmental objective.

**Transitional activities** are activities for which low-carbon alternatives are not yet available and among others have greenhouse gas emission levels corresponding to the best performance.

Taxonomy-aligned activities are expressed as a share of:

- **turnover** reflecting the share of revenue from green activities of investee companies.
- **capital expenditure** (CapEx) showing the green investments made by investee companies, e.g. for a transition to a green economy.
- **operational expenditure** (OpEx) reflecting green operational activities of investee companies.

<sup>1</sup> Fossil gas and/or nuclear related activities will only comply with the EU Taxonomy where they contribute to limiting climate change ("climate change mitigation") and do not significantly harm any EU Taxonomy objective - see explanatory note in the left hand margin. The full criteria for fossil gas and nuclear energy economic activities that comply with the EU Taxonomy are laid down in Commission Delegated Regulation (EU) 2022/1214.



# Sustainability disclosures (unaudited)

- **What was the share of investments made in transitional and enabling activities?**

0%.

- **How did the percentage of investments that were aligned with the EU Taxonomy compare with previous reference periods?**

The percentage Taxonomy Alignment in portfolio did not change during the reporting period.



- **What was the share of sustainable investments with an environmental objective not aligned with the EU Taxonomy?**

25.9%. This concerns investments with a positive score on one of more of the following SDG's, without harming other SDG's: SDG 12 (responsible consumption and production), 13 (climate action), 14 (life below water) or 15 (life on land).



- **What was the share of socially sustainable investments?**

69.5%. This concerns investments with a positive score on one of more of the following SDGs, without harming other SDGs: SDG 1 (No poverty), 2 (zero hunger), 3 (good health and well-being), 4 (quality education), 5 (gender equality), 6 (clean water and sanitation), 7 (affordable and clean energy), 8 (decent work and economic growth), 9 (industry, innovation and infrastructure), 10 (reduced inequalities), 11 (sustainable cities and communities), 16 (peace, justice and strong institutions) or 17 (partnerships for the goals).



- **What investments were included under "not sustainable", what was their purpose and were there any minimum environmental or social safeguards?**

The use of cash, cash equivalents and derivatives is included under "not sustainable". The sub-fund may make use of derivatives for hedging, liquidity and efficient portfolio management as well as investment purposes (in line with the investment policy). Any derivatives in the sub-fund were not used to attain environmental or social characteristics promoted by the financial product.



- **What actions have been taken to attain the sustainable investment objective during the reference period?**


During the reporting period, the overall sustainability profile of the mandate was improved further by focusing on material information with regards to Environmental, Social and Governance factors. Furthermore, 5 of the sub-fund's holdings were under active engagement either within Robeco's thematic engagement programs or under more company-specific engagement topics related to Environmental, Social and/or Governance issues. In addition, the carbon footprint of the sub-fund at the end of the reporting period was lower than at the start of the period and is lower than that of the Custom Bloomberg Climate Transition Benchmark.



- **How did this financial product perform compared to the reference sustainable benchmark?**

- **How did the reference benchmark differ from a broad market index?**

The benchmark differs from a broad market index in that the latter does not take into account in its methodology any criteria on the carbon reduction objective and carbon footprint of companies.

 are sustainable investments with an environmental objective that **do not take into account the criteria** for environmentally sustainable economic activities under Regulation (EU) 2020/852.

**Reference benchmark:** are indexes to measure whether the financial product attains the sustainable objective.

## Sustainability disclosures (unaudited)

- **How did this financial product perform with regard to the sustainability indicators to determine the alignment of the reference benchmark with the sustainable investment objective?**

The sub-fund's weighted carbon footprint (scope level 1, 2 and 3) was 36.60% better than the Custom Bloomberg Climate Transition Benchmark.

- **How did this financial product perform compared with the reference benchmark?**

	SDG score (% positive)	Greenhouse gas emissions (t CO <sub>2</sub> -eq/mUSD)
RobecoSAM Smart Materials Equities	97.7%	409.9
Custom Bloomberg Climate Transition Benchmark	77.0%	503.8

- **How did this financial product perform compared with the broad market index?**

	SDG score (% positive)	Greenhouse gas emissions (t CO <sub>2</sub> -eq/mUSD)
RobecoSAM Smart Materials Equities	97.7%	409.9
MSCI World Index	67.5%	353.1