

Appendix VI – Supplementary Information (Unaudited) continued

Periodic disclosure for financial products referred to in Article 8, paragraphs 1, 2 and 2a, of Regulation (EU) 2019/2088 and Article 6, first paragraph, of Regulation (EU) 2020/852

Next Generation Technology Fund

Sustainable investment means an investment in an economic activity that contributes to an environmental or social objective, provided that the investment does not significantly harm any environmental or social objective and that the investee companies follow good governance practices.

The **EU Taxonomy** is a classification system laid down in Regulation (EU) 2020/852, establishing a list of **environmentally sustainable economic activities**. That Regulation does not include a list of socially sustainable economic activities. Sustainable investments with an environmental objective might be aligned with the Taxonomy or not.

Product name:
Next Generation Technology Fund

Legal entity identifier:
549300WSSL4Z83Z2VF84

Environmental and/or social characteristics

Did this financial product have a sustainable investment objective?

Yes

No

It made **sustainable investments with an environmental objective**: __%

in economic activities that qualify as environmentally sustainable under the EU Taxonomy

in economic activities that do not qualify as environmentally sustainable under the EU Taxonomy

It made **sustainable investments with a social objective**: __%

It **promoted Environmental/Social (E/S) characteristics** and while it did not have as its objective a sustainable investment, it had a proportion of __% of sustainable investments

with an environmental objective in economic activities that qualify as environmentally sustainable under the EU Taxonomy

with an environmental objective in economic activities that do not qualify as environmentally sustainable under the EU Taxonomy

with a social objective

It promoted E/S characteristics, but **did not make any sustainable investments**

Appendix VI – Supplementary Information (Unaudited) continued

Periodic disclosure for the financial products referred to in Article 8, paragraphs 1, 2 and 2a, of Regulation (EU) 2019/2088 and Article 6, first paragraph, of Regulation (EU) 2020/852 (continued)

Next Generation Technology Fund (continued)



Sustainability indicators measure how the environmental or social characteristics promoted by the financial product are attained.

To what extent were the environmental and/or social characteristics promoted by this financial product met?

The following table lists the environmental and social characteristics which were promoted by the Fund throughout the reference period. Further information on these environmental and social characteristics is outlined in the Fund’s prospectus. Please refer to the section below, “How did the sustainability indicators perform?”, which provides information about the extent that the Fund met such environmental and social characteristics.

Environmental and social characteristics promoted by the Fund

The Fund uses Blackrock’s EMEA Baseline Screens with Fundamental Insights Methodology. The Fund may invest to a limited extent in issuers with exposure to nuclear weapons, fossil fuels, tobacco and civilian firearms. The basis for these investments is that the issuers are in “in transition” and focused on meeting sustainability criteria. However, issuers that do not meet the below screening criteria are excluded from investment

Exclusion of issuers which are engaged in, or are otherwise exposed to, the production of controversial weapons (including, but not limited to, cluster munitions, biological-chemical, landmines, depleted uranium, blinding laser, non-detectable fragments and/or incendiary weapons)

Exclusion of issuers deriving any revenue from direct involvement in the production of nuclear warheads

Exclusion of issuers deriving more than 25% of their revenue from thermal coal extraction and/or thermal coal-based power generation, with the exception of “green bonds”, that are considered to comply with the International Capital Markets Association’s Green Bond Principles

Exclusion of issuers deriving more than 25% of their revenue from the production of tar sands (also known as oil sands)

Exclusion of issuers which produce tobacco products

Exclusion of issuers which derive more than 5% of their revenue from the wholesale distribution and supply of tobacco related products

Exclusion of issuers domiciled in the United States which produce firearms and/or small arms ammunition intended for retail to civilians

Exclusion of issuers which derive more than 5% of their revenue from the production or retail distribution of firearms and/or small arms ammunition intended for civilian use

Exclusion of issuers which have been deemed to have failed to comply with UN Global Compact Principles (which cover human rights, labour standards, the environment and anticorruption)

How did the sustainability indicators perform?

The following table provides information about the performance of the sustainability indicators used to measure the attainment of each of the environmental and social characteristics promoted by the Fund, as further detailed in the Fund’s prospectus.

Sustainability Indicator	Metric	2024	2023
Exclusion of issuers based on exclusionary criteria as defined in table above "Environmental and social characteristics promoted by the Fund"	# of active breaches	No active breaches	No active breaches

...and compared to previous periods?

The above table provides information about the performance of the sustainability indicators for the previous reference period (see section “How did the sustainability indicators perform?”).

Appendix VI – Supplementary Information (Unaudited) continued

Periodic disclosure for the financial products referred to in Article 8, paragraphs 1, 2 and 2a, of Regulation (EU) 2019/2088 and Article 6, first paragraph, of Regulation (EU) 2020/852 (continued)

Next Generation Technology Fund (continued)

- **What were the objectives of the sustainable investments that the financial product partially made and how did the sustainable investment contribute to such objectives?**

This section is not applicable for this Fund as it did not commit to holding Sustainable Investments during the reference period, however, certain Sustainable Investments may form part of the Fund's investment portfolio.

- **How did the sustainable investments that the financial product partially made not cause significant harm to any environmental or social sustainable investment objective?**

This section is not applicable for this Fund as it did not commit to holding Sustainable Investments during the reference period, however, certain Sustainable Investments may form part of the Fund's investment portfolio.

- **How were the indicators for adverse impacts on sustainability factors taken into account?**

This section is not applicable for this Fund as it did not commit to holding Sustainable Investments during the reference period, however, certain Sustainable Investments may form part of the Fund's investment portfolio. Please refer to the section below, "How did this financial product consider principal adverse impacts on sustainability factors?", which describes how the Fund considered PAIs on sustainability factors.

- **Were sustainable investments aligned with the OECD Guidelines for Multinational Enterprises and the UN Guiding Principles on Business and Human Rights? Details:**

This section is not applicable for this Fund as it did not commit to holding Sustainable Investments during the reference period, however, certain Sustainable Investments may form part of the Fund's investment portfolio.

The EU Taxonomy sets out a "do not significant harm" principle by which Taxonomy-aligned investments should not significantly harm EU Taxonomy objectives and is accompanied by specific EU criteria.

The "do no significant harm" principle applies only to those investments underlying the financial product that take into account the EU criteria for environmentally sustainable economic activities. The investments underlying the remaining portion of this financial product do not take into account the EU criteria for environmentally sustainable economic activities.

Any other sustainable investments must also not significantly harm any environmental or social objectives.

Principal adverse impacts are the most significant negative impacts of investment decisions on sustainability factors relating to environmental, social and employee matters, respect for human rights, anti-corruption and anti-bribery matters.

Appendix VI – Supplementary Information (Unaudited) continued

Periodic disclosure for the financial products referred to in Article 8, paragraphs 1, 2 and 2a, of Regulation (EU) 2019/2088 and Article 6, first paragraph, of Regulation (EU) 2020/852 (continued)

Next Generation Technology Fund (continued)



How did this financial product consider principal adverse impacts on sustainability factors?

The following table provides information about the impact of the principal adverse sustainability indicators taken into consideration by this Fund. The Fund considered the impact of the principal adverse sustainability indicators through the promotion of environmental and social characteristics (“E&S criteria”) set out above (see To what extent were the environmental and/or social characteristics promoted by this financial product met?). The Investment Adviser has determined that these PAIs have been considered as part of the investment selection criteria. The Fund’s specific sustainability indicator may not align with the full scope of the regulatory definition of the corresponding PAI outlined in Annex 1 supplementing Regulation (EU) 2019/2088 Regulatory Technical Standards (“RTS”).

Adverse Sustainability Indicator	Sustainability Indicators
Exposure to companies active in the fossil fuel sector	Exclusion of issuers deriving more than 25% of their revenue from the production and generation of tar sands (also known as oil sands)
Exposure to companies active in the fossil fuel sector	Exclusion of issuers deriving more than 25% of their revenue from thermal coal extraction and/or thermal coal-based power generation, with the exception of “green bonds”, that are considered to comply with the International Capital Markets Association’s Green Bond Principles
Violations of UN Global Compact principles and Organisation for Economic Cooperation and Development (OECD) Guidelines for Multinational Enterprises	Exclusion of issuers which have been deemed to have failed to comply with UN Global Compact Principles (which cover human rights, labour standards, the environment and anticorruption)
Exposure to controversial weapons (anti- personnel mines, cluster munitions, chemical weapons and biological weapons)	Exclusion of issuers which are engaged in, or are otherwise exposed to, the production of controversial weapons (including, but not limited to, cluster munitions, biological-chemical, landmines, depleted uranium, blinding laser, non-detectable fragments and/or incendiary weapons)

Appendix VI – Supplementary Information (Unaudited) continued

Periodic disclosure for the financial products referred to in Article 8, paragraphs 1, 2 and 2a, of Regulation (EU) 2019/2088 and Article 6, first paragraph, of Regulation (EU) 2020/852 (continued)

Next Generation Technology Fund (continued)



What were the top investments of this financial product?

The list includes the investments constituting the **greatest proportion of investments** of the financial product during the reference period which is: From 1 September 2023 to 31 August 2024.

Largest investments	Sector	% Assets	Country
Nvidia Corp	Information Technology	7.96%	United States
Synopsys Inc	Information Technology	3.87%	United States
Asm International Nv	Information Technology	2.76%	Netherlands
Sk Hynix Inc	Information Technology	2.59%	Korea (South), Republic of
Pure Storage Inc Class A	Information Technology	2.37%	United States
Informa Plc	Communication	2.14%	United Kingdom
Mercadolibre Inc	Consumer Discretionary	1.97%	Uruguay
Be Semiconductor Industries Nv	Information Technology	1.90%	Netherlands
Monolithic Power Systems Inc	Information Technology	1.85%	United States
Wolters Kluwer Nv	Industrials	1.85%	Netherlands
Mongodb Inc Class A	Information Technology	1.80%	United States
Palo Alto Networks Inc	Information Technology	1.73%	United States
Kla Corp	Information Technology	1.73%	United States
Spotify Technology Sa	Communication	1.70%	Luxembourg
Take Two Interactive Software Inc	Communication	1.61%	United States

Appendix VI – Supplementary Information (Unaudited) continued

Periodic disclosure for the financial products referred to in Article 8, paragraphs 1, 2 and 2a, of Regulation (EU) 2019/2088 and Article 6, first paragraph, of Regulation (EU) 2020/852 (continued)

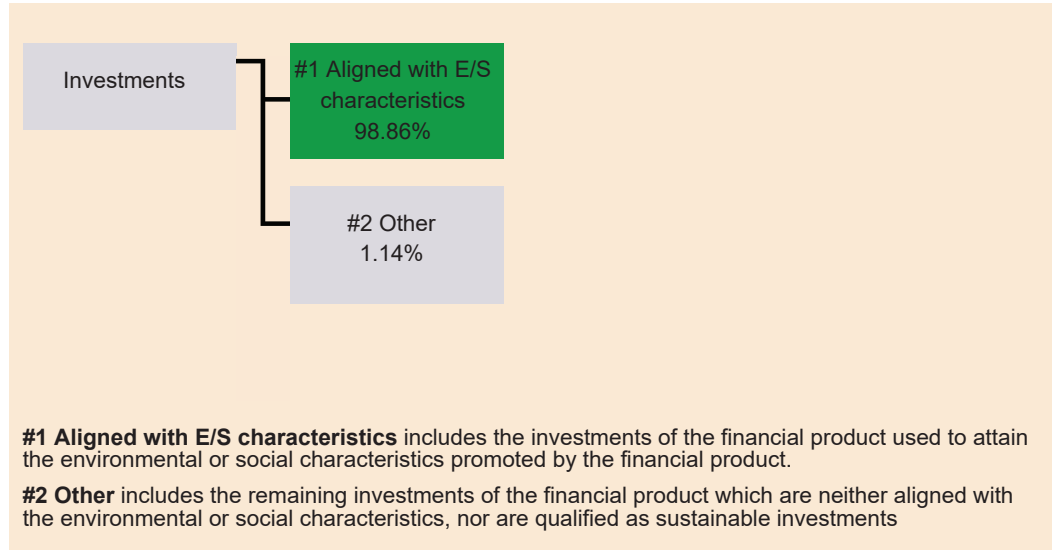
Next Generation Technology Fund (continued)



What was the proportion of sustainability-related investments?

● What was the asset allocation?

Asset allocation describes the share of investments in specific assets.



The Fund did not commit to holding Sustainable Investments and therefore the Fund's exposure to Sustainable Investments has not been assessed, however, during the reference period, a percentage of the Fund's investments were aligned with the EU Taxonomy (see the section "To what extent were the sustainable investments with an environmental objective aligned with the EU Taxonomy?" below).

Appendix VI – Supplementary Information (Unaudited) continued

Periodic disclosure for the financial products referred to in Article 8, paragraphs 1, 2 and 2a, of Regulation (EU) 2019/2088 and Article 6, first paragraph, of Regulation (EU) 2020/852 (continued)

Next Generation Technology Fund (continued)

The following table details the asset allocation of the Fund for the current and the previous reference period.

Asset allocation	% Investments	
	2024	2023
#1 Aligned with E/S characteristics	98.86%	97.22%
#2 Other	1.14%	2.78%

● In which economic sectors were the investments made?

The following table details the economic sectors representing 1% or more of investments held that the Fund was exposed to during the reference period.

Sector	Sub-Sector	% of Investments
Information Technology	Semiconductors & Semiconductor Equipment	34.79%
Information Technology	Software & Services	29.69%
Information Technology	Tech Hardware & Equipment	13.41%
Communications	Media & Entertainment	9.50%
Industrials	Commercial & Professional Services	2.89%
Consumer Discretionary	Consumer Discretionary Distribution & Retail	2.14%
Financials	Financial Services	2.04%
Industrials	Capital Goods	1.91%
Consumer Discretionary	Autos & Components	1.54%

During the reference period, none of the Fund's investments were held in the following sub-sectors (as defined by the Global Industry Classification System): integrated oil and gas, oil and gas exploration and production, oil and gas drilling, oil and gas storage and transportation, oil and gas refining and marketing, oil and gas equipment and services or coal and consumable fuels.

Appendix VI – Supplementary Information (Unaudited) continued

Periodic disclosure for the financial products referred to in Article 8, paragraphs 1, 2 and 2a, of Regulation (EU) 2019/2088 and Article 6, first paragraph, of Regulation (EU) 2020/852 (continued)

Next Generation Technology Fund (continued)

To comply with the EU Taxonomy, the criteria for **fossil gas** include limitations on emissions and switching to fully renewable power or low-carbon fuels by the end of 2035. For **nuclear energy**, the criteria include comprehensive safety and waste management rules.

Enabling activities directly enable other activities to make a substantial contribution to an environmental objective.

Transitional activities are activities for which low-carbon alternatives are not yet available and among others have greenhouse gas emission levels corresponding to the best performance.

Taxonomy-aligned activities are expressed as a share of:

- **turnover** reflecting the share of revenue from green activities of investee companies.
- **capital expenditure (CapEx)** showing the green investments made by investee companies, e.g. for a transition to a green economy.
- **operational expenditure (OpEx)** reflecting green operational activities of investee companies.



To what extent were the sustainable investments with an environmental objective aligned with the EU Taxonomy?

For the reference period, the Fund's investment alignment with EU Taxonomy is shown in the graphs below.

Did the financial product invest in fossil gas and/or nuclear energy related activities complying with the EU Taxonomy¹?

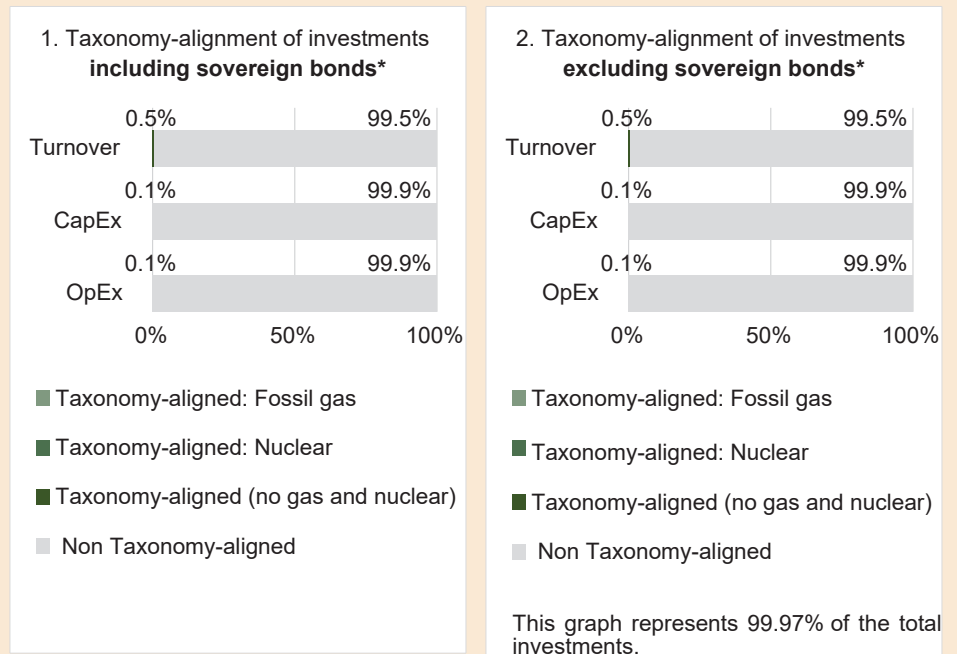
Yes:

 In fossil gas In nuclear energy

 No

¹ Fossil gas and/or nuclear related activities will only comply with the EU Taxonomy where they contribute to limiting climate change ("climate change mitigation") and do not significantly harm any EU Taxonomy objective -see explanatory note in the left hand margin. The full criteria for fossil gas and nuclear energy economic activities that comply with the EU Taxonomy are laid down in Commission Delegated Regulation (EU) 2022/1214.

The graphs below show in green the percentage of investments that were aligned with the EU Taxonomy. As there is no appropriate methodology to determine the taxonomy alignment of sovereign bonds*, the first graph shows the taxonomy alignment in relation to all the investments of the financial product including sovereign bonds, while the second graph shows the taxonomy alignment only in relation to the investments of the financial product other than sovereign bonds.



* For the purpose of these graphs, 'sovereign bonds' consist of all sovereign exposures.

Appendix VI – Supplementary Information (Unaudited) continued

Periodic disclosure for the financial products referred to in Article 8, paragraphs 1, 2 and 2a, of Regulation (EU) 2019/2088 and Article 6, first paragraph, of Regulation (EU) 2020/852 (continued)

Next Generation Technology Fund (continued)

For the reference period, 0.03% of the Fund’s total investments were held in sovereign exposures. Taxonomy alignment of these exposures could not be determined due to limited data availability.

The investments held by the Fund during the reference period contributed to the following EU Taxonomy environmental objectives:

Environmental objectives	% of Investments
Climate Change Mitigation	0.54%
Climate Change Adaptation	0.00%

The data presented in the table above was not subject to an assurance provided by the Fund’s auditor or a review by a third party. The assessment of EU Taxonomy alignment is based on data from a third-party vendor. The source of this data is a combination of equivalent and reported data. Equivalent data that matches the technical criteria under EU Taxonomy generates an eligibility or alignment result for those companies for which we do not have reported data.


What was the share of investments made in transitional and enabling activities?

For the reference period, the Fund’s investments in transitional and enabling activities were as follows:

	% of Investments
Enabling Activities	0.24%
Transitional Activities	0.00%

How did the percentage of investments that were aligned with the EU Taxonomy compare with previous reference periods?

For the previous reference period, 0% of the Fund’s investments were aligned with EU Taxonomy.

 Sustainable investments with an environmental objective that **do not take into account the criteria** for environmentally sustainable economic activities under Regulation (EU) 2020/852.



What was the share of sustainable investments with an environmental objective not aligned with the EU Taxonomy?

This section is not applicable for this Fund as it did not commit to holding Sustainable Investments during the reference period, however, certain Sustainable Investments may form part of the Fund’s investment portfolio.



What was the share of socially sustainable investments?

This section is not applicable for this Fund as it did not commit to holding Sustainable Investments during the reference period, however, certain Sustainable Investments may form part of the Fund’s investment portfolio.



What investments were included under “Other”, what was their purpose and were there any minimum environmental or social safeguards?

Investments included under “#2 Other” included cash and near cash instruments however such holdings did not exceed 20%. Such investments were used only for investment purposes in pursuit of the Fund’s (non-ESG) investment objective, for the purposes of liquidity management and/or hedging. No other investments held by the Fund were assessed against minimum environmental or social safeguards.

Next Generation Technology Fund (continued)



What actions have been taken to meet the environmental and/or social characteristics during the reference period?

The Investment Adviser has implemented internal quality controls such as compliance rule coding to ensure compliance with the environmental and social characteristics promoted by the Fund. The Investment Adviser regularly reviews the environmental and social characteristics promoted by the Fund to ensure they are still appropriate relative to the Fund's investment universe.

Where issuers are identified as potentially having issues with regards to good governance, the issuers are reviewed to ensure that, where the Investment Adviser agrees with this external assessment, the Investment Adviser is satisfied that the issuer has either taken remediation actions or will take remedial actions within a reasonable time frame based on the Investment Adviser's direct engagement with the issuer. The Investment Adviser may also decide to reduce exposure to such issuers.

The Investment Adviser is also subject to the shareholder engagement requirements of the Shareholders Rights Directive II (SRD) requirements. The SRD aims to strengthen the position of shareholders, enhance transparency and reduce excessive risk within companies traded on regulated EU marketplaces. Further details regarding the Investment Adviser's activities under the SRD are available on BlackRock's website.



How did this financial product perform compared to the reference benchmark?

For the reference period, an index has not been designated as a reference benchmark for the purpose of attaining the environmental or social characteristics promoted by the Fund, therefore this section is not applicable.

Reference benchmarks are indexes to measure whether the financial product attains the environmental or social characteristics that they promote.

- **How does the reference benchmark differ from a broad market index?**
Not applicable.
- **How did this financial product perform with regard to the sustainability indicators to determine the alignment of the reference benchmark with the environmental or social characteristics promoted?**
Not applicable.
- **How did this financial product perform compared with the reference benchmark?**
Not applicable.
- **How did this financial product perform compared with the broad market index?**
Not applicable.