

Appendix VI – Supplementary Information (Unaudited) continued

Periodic disclosure for financial products referred to in Article 9, paragraphs 1 to 4a, of Regulation (EU) 2019/2088 and Article 5, first paragraph, of Regulation (EU) 2020/852

Nutrition Fund

Sustainable investment means an investment in an economic activity that contributes to an environmental or social objective, provided that the investment does not significantly harm any environmental or social objective and that the investee companies follow good governance practices.

The **EU Taxonomy** is a classification system laid down in Regulation (EU) 2020/852, establishing a list of **environmentally sustainable economic activities**. That Regulation does not include a list of socially sustainable economic activities. Sustainable investments with an environmental objective might be aligned with the Taxonomy or not.



Sustainability indicators measure how the sustainable objectives of this financial product are attained.

Product name:
Nutrition Fund

Legal entity identifier:
549300JF9YVE3CKHH246

Sustainable investment objective

Did this financial product have a sustainable investment objective?

☒ ☒ ☒ **Yes**

☐ ☐ ☐ **No**

☒ It made **sustainable investments with an environmental objective**: 53.06%

- ☒ in economic activities that qualify as environmentally sustainable under the EU Taxonomy
- ☒ in economic activities that do not qualify as environmentally sustainable under the EU Taxonomy

☒ It made **sustainable investments with a social objective**: 42.68%

☐ It **promoted Environmental/Social (E/S) characteristics** and while it did not have as its objective a sustainable investment, it had a proportion of ___% of sustainable investments

- ☐ with an environmental objective in economic activities that qualify as environmentally sustainable under the EU Taxonomy
- ☐ with an environmental objective in economic activities that do not qualify as environmentally sustainable under the EU Taxonomy
- ☐ with a social objective

☐ It promoted E/S characteristics, but **did not make any sustainable investments**

To what extent was the sustainable investment objective of this financial product met?

The following table lists the sustainable investment objectives which were promoted by the Fund throughout the reference period. Further information on these sustainable investment objectives is outlined in the Fund's prospectus. Please refer to the section below, "How did the sustainability indicators perform?", which provides information about the extent that the Fund met such sustainable investment objectives.

Sustainable objectives promoted by the Fund

Maintain that the weighted average ESG rating of the Fund will be higher than the ESG rating of the Factset Nutrition Universe after eliminating at least 20% of the least well-rated securities from the Factset Nutrition Universe

Investment in Sustainable Investments

Ensure that more than 90% of the issuers of securities in which the Fund invests (excluding money market funds) shall be ESG rated or have been analysed for ESG purposes

EU Taxonomy environmental objectives contributed to by the Fund

Climate Change Mitigation

Appendix VI – Supplementary Information (Unaudited) continued

Periodic disclosure for financial products referred to in Article 9, paragraphs 1 to 4a, of Regulation (EU) 2019/2088 and Article 5, first paragraph, of Regulation (EU) 2020/852 (continued)

Nutrition Fund (continued)

● How did the sustainability indicators perform?

The following table provides information about the performance of the sustainability indicators used to measure the attainment of each of the sustainable investment objectives of the Fund, as further detailed in the Fund's prospectus.

Sustainability Indicator	Metric	2024	2023
Investment in Sustainable Investments	% of Sustainable Investments held by the fund	95.75%	89.97%
Maintain that the weighted average ESG rating of the Fund will be higher than the ESG rating of the Factset Nutrition Universe after eliminating at least 20% of the least well-rated securities from the Factset Nutrition Universe	ESG Rating of the Fund	Fund ESG Rating: AA ¹	Fund ESG Rating: AA ¹
Ensure that more than 90% of the issuers of securities in which the Fund invests (excluding money market funds) shall be ESG rated or have been analysed for ESG purposes	% of issuers with a ESG rating	Greater than 90% of issuers	Greater than 90% of issuers

¹The Fund ESG Rating was higher than Index Rating throughout the reference period after eliminating at least 20% of the lowest rated securities from the Index.

● ...and compared to previous periods?

The above table provides information about the performance of the sustainability indicators for the previous reference period (see section "How did the sustainability indicators perform?").

Principal adverse impacts are the most significant negative impacts of investment decisions on sustainability factors relating to environmental, social and employee matters, respect for human rights, anti-corruption and anti-bribery matters.

● How did the sustainable investments not cause significant harm to any sustainable investment objective?

The Sustainable Investments held by the Fund during the reference period met the do no significant harm ("DNSH") requirements, as defined by applicable law and regulation. BlackRock has developed a set of criteria across all Sustainable Investments to assess whether an issuer or investment does significant harm. Investments considered to be causing significant harm do not qualify as Sustainable Investments.

- How were the indicators for adverse impacts on sustainability factors taken into account?

The indicators for principal adverse impacts ("PAI"s) on sustainability factors for each type of investment were assessed using BlackRock's Sustainable Investments proprietary methodology. All relevant mandatory PAI indicators included in Annex 1 of the Commission Delegated Regulation (EU) 22 / 1288 were considered. BlackRock used fundamental analysis and/or third-party data sources to identify investments which negatively impact sustainability factors and cause significant harm. Please refer to the section below, "How did this financial product consider principal adverse impacts on sustainability factors?", which describes how the Fund considered PAIs on sustainability factors.

- Were sustainable investments aligned with the OECD Guidelines for Multinational Enterprises and the UN Guiding Principles on Business and Human Rights? Details:

Sustainable Investments held during the reference period were assessed to consider any detrimental impacts and ensure compliance with international standards of the OECD Guidelines for Multinational Enterprises and the UN Guiding Principles on Business and Human Rights, including the principles and rights set out in the eight fundamental conventions identified in the Declaration of the International Labour Organisation on Fundamental Principles and Rights at Work and the International Bill of Human Rights. Issuers or companies deemed to have violated these conventions are not considered as Sustainable Investments.

Appendix VI – Supplementary Information (Unaudited) continued

Periodic disclosure for financial products referred to in Article 9, paragraphs 1 to 4a, of Regulation (EU) 2019/2088 and Article 5, first paragraph, of Regulation (EU) 2020/852 (continued)

Nutrition Fund (continued)



How did this financial product consider principal adverse impacts on sustainability factors?

BlackRock has developed a set of criteria across all Sustainable Investments, to assess whether an investment does significant harm by reference to all the mandatory principal adverse impacts (“PAI”s). The criteria targets sustainability factors such as investee companies with exposure to fossil fuels, violations of international norms, environmentally negative business practices and controversial weapons. Investments are screened against these criteria using system-based controls and any which are considered to be causing significant harm do not qualify as Sustainable Investments. BlackRock assesses the indicators for adverse impacts on sustainability factors for each type of investment as defined by the regulation. Criteria for adverse impacts are assessed using third-party vendor data regarding an investment’s business involvement (in specific activities identified as having negative environmental or social impacts) or environmental or social controversies to exclude investments which BlackRock has determined are harmful to sustainability indicators subject to limited exceptions, for example, where the data is determined to be inaccurate or not up to date.

The following PAIs are captured through the do no significant harm process:

Adverse Sustainability Indicator

Greenhouse gas (GHG) emissions (Scope 1/2/3)
Carbon footprint
GHG intensity of investee companies
Exposure to companies active in the fossil fuel sector
Share of non-renewable energy consumption and production
Energy consumption intensity per high impact climate sector
Activities negatively affecting biodiversity-sensitive areas
Emissions to water
Hazardous waste and radioactive waste ratio
Violations of UN Global Compact principles and Organisation for Economic Cooperation and Development (OECD) Guidelines for Multinational Enterprises
Lack of processes and compliance mechanisms to monitor compliance with UN Global Compact principles and OECD Guidelines for Multinational Enterprises
Unadjusted gender pay gap
Board gender diversity
Exposure to controversial weapons (anti-personnel mines, cluster munitions, chemical weapons and biological weapons)
GHG intensity (Sovereigns & Supranationals)
Investee countries subject to social violations (Sovereigns & Supranationals)

Appendix VI – Supplementary Information (Unaudited) continued

Periodic disclosure for financial products referred to in Article 9, paragraphs 1 to 4a, of Regulation (EU) 2019/2088 and Article 5, first paragraph, of Regulation (EU) 2020/852 (continued)

Nutrition Fund (continued)



What were the top investments of this financial product?

The list includes the investments constituting **the greatest proportion of investments** of the financial product during the reference period which is: From 1 September 2023 to 31 August 2024.

Largest investments	Sector	% Assets	Country
Compass Group Plc	Consumer Discretionary	4.41%	United Kingdom
Graphic Packaging Holding	Materials	4.25%	United States
BLK ICD USD Leaf Agency Dist	Financials	3.72%	Ireland
Costco Wholesale Corp	Consumer Staples	3.71%	United States
Zoetis Inc Class A	Health Care	3.58%	United States
Avery Dennison Corp	Materials	3.33%	United States
Bunge Global Sa	Consumer Staples	3.20%	United States
Nestle Sa	Consumer Staples	3.07%	Switzerland
Sgs Sa	Industrials	2.90%	Switzerland
Robertet Sa	Materials	2.65%	France
John Bean Technologies Corp	Industrials	2.61%	United States
Smurfit Kappa Group Plc	Materials	2.59%	Ireland
Koninklijke Ahold Delhaize Nv	Consumer Staples	2.49%	Netherlands
Ag Growth International Inc	Industrials	2.49%	Canada
Jamieson Wellness Inc	Consumer Staples	2.43%	Canada

Appendix VI – Supplementary Information (Unaudited) continued

Periodic disclosure for financial products referred to in Article 9, paragraphs 1 to 4a, of Regulation (EU) 2019/2088 and Article 5, first paragraph, of Regulation (EU) 2020/852 (continued)

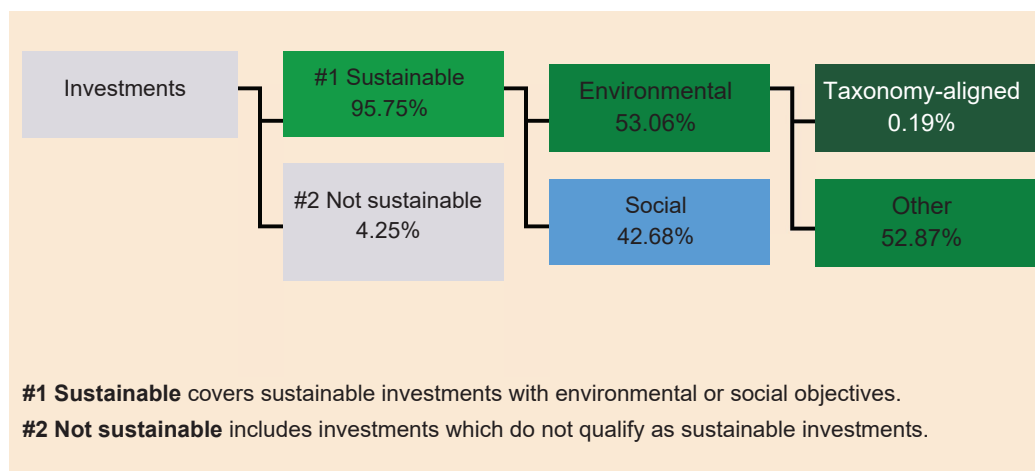
Nutrition Fund (continued)



What was the proportion of sustainability-related investments?

What was the asset allocation?

Asset allocation describes the share of investments in specific assets.



The taxonomy alignment percentage in the above diagram represents the percentage of investments held by the Fund in EU Taxonomy-aligned activities through Sustainable Investments with an environmental objective. It does not include the taxonomy alignment achieved through the Fund's other investments. For the taxonomy alignment of the Fund's total investments, see the bar chart below.

The following table details the asset allocation of the Fund for the current and the previous reference period.

Asset allocation	% of Investments	
	2024	2023
Taxonomy-aligned	0.19%	0.00%
Other	52.87%	46.50%
Environmental	53.06%	46.50%
Social	42.68%	43.47%
#1 Sustainable	95.75%	89.97%
#2 Not sustainable	4.25%	10.03%

Appendix VI – Supplementary Information (Unaudited) continued

Periodic disclosure for financial products referred to in Article 9, paragraphs 1 to 4a, of Regulation (EU) 2019/2088 and Article 5, first paragraph, of Regulation (EU) 2020/852 (continued)

Nutrition Fund (continued)

● In which economic sectors were the investments made?

The following table details the economic sectors representing 1% or more of investments held that the Fund was exposed to during the reference period.

Sector	Sub-sector	% of Investments
Materials	Materials	29.46%
Consumer Staples	Food Beverage Tobacco	21.90%
Industrials	Capital Goods	10.97%
Consumer Staples	Consumer Staples Distribution & Retail	8.94%
Health Care	Pharma, Biotech & Life Sciences	8.24%
Financials	Financial Services	5.53%
Consumer Discretionary	Consumer Services	4.41%
Industrials	Commercial & Professional Services	3.37%
Industrials	Transportation	3.28%
Consumer Staples	Household & Personal Products	2.43%
Consumer Discretionary	Consumer Discretionary Distribution & Retail	1.48%

During the reference period, none of the Fund's investments were held in the following sub-sectors (as defined by the Global Industry Classification System): integrated oil and gas, oil and gas exploration and production, oil and gas drilling, oil and gas storage and transportation, oil and gas refining and marketing, oil and gas equipment and services or coal and consumable fuels.

Appendix VI – Supplementary Information (Unaudited) continued

Periodic disclosure for financial products referred to in Article 9, paragraphs 1 to 4a, of Regulation (EU) 2019/2088 and Article 5, first paragraph, of Regulation (EU) 2020/852 (continued)

Nutrition Fund (continued)

To comply with the EU Taxonomy, the criteria for **fossil gas** include limitations on emissions and switching to fully renewable power or low-carbon fuels by the end of 2035. For **nuclear energy**, the criteria include comprehensive safety and waste management rules.

Enabling activities directly enable other activities to make a substantial contribution to an environmental objective.

Transitional activities are economic activities for which low-carbon alternatives are not yet available and that have greenhouse gas emission levels corresponding to the best performance.

Taxonomy-aligned activities are expressed as a share of:

- **turnover** reflecting the share of revenue from green activities of investee companies.
- **capital expenditure (CapEx)** showing the green investments made by investee companies, e.g. for a transition to a green economy.
- **operational expenditure (OpEx)** reflecting green operational activities of investee companies.

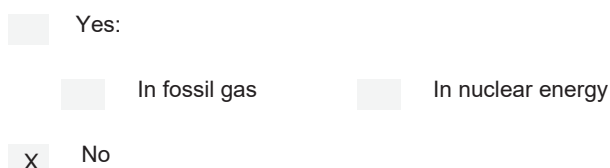


To what extent were the sustainable investments with an environmental objective aligned with the EU Taxonomy?

For the reference period, the Fund's investment alignment with EU Taxonomy is shown in the graphs below.

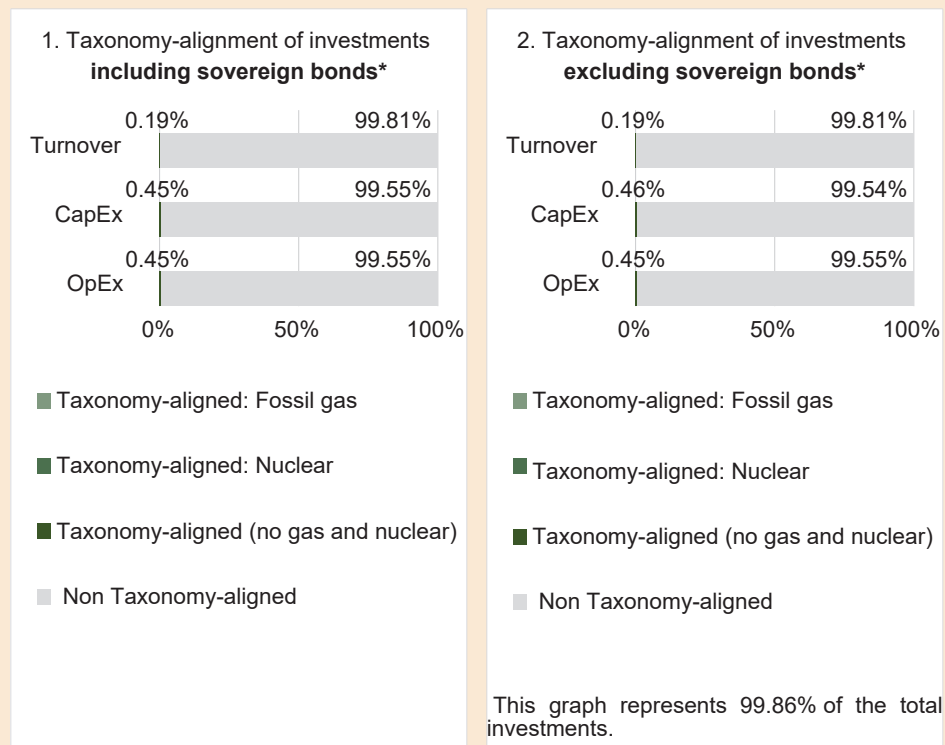
For the reference period, 0.19% of the Fund's investments were classified as both Sustainable Investments with an environmental objective and aligned with the EU Taxonomy.

Did the financial product invest in fossil gas and/or nuclear energy related activities complying with the EU Taxonomy¹?



¹Fossil gas and/or nuclear related activities will only comply with the EU Taxonomy where they contribute to limiting climate change ("climate change mitigation") and do not significantly harm any EU Taxonomy objective - see explanatory note in the left hand margin. The full criteria for fossil gas and nuclear energy economic activities that comply with the EU Taxonomy are laid down in Commission Delegated Regulation (EU) 2022/1214.

The graphs below show in green the percentage of investments that were aligned with the EU Taxonomy. As there is no appropriate methodology to determine the taxonomy alignment of sovereign bonds*, the first graph shows the taxonomy alignment in relation to all the investments of the financial product including sovereign bonds, while the second graph shows the taxonomy alignment only in relation to the investments of the financial product other than sovereign bonds.



* For the purpose of these graphs, 'sovereign bonds' consist of all sovereign exposures

Appendix VI – Supplementary Information (Unaudited) continued

Periodic disclosure for financial products referred to in Article 9, paragraphs 1 to 4a, of Regulation (EU) 2019/2088 and Article 5, first paragraph, of Regulation (EU) 2020/852 (continued)

Nutrition Fund (continued)

For the reference period, 0.14% of the Fund's total investments were held in sovereign exposures. Taxonomy alignment of these exposures could not be determined due to limited data availability.

Environmental objectives	% of Investments
Climate Change Mitigation	0.19%
Climate Change Adaptation	0.00%

The data presented in the table above was not subject to an assurance provided by the Fund's auditor or a review by a third party. The assessment of EU Taxonomy alignment is based on data from a third-party vendor. The source of this data is a combination of equivalent and reported data. Equivalent data that matches the technical criteria under EU Taxonomy generates an eligibility or alignment result for those companies for which we do not have reported data.

What was the share of investments made in transitional and enabling activities?

For the reference period, the Fund's investments in transitional and enabling activities were as follows:

	% of Investments
Transitional Activities	0.00%
Enabling Activities	0.07%

How did the percentage of investments aligned with the EU Taxonomy compare with previous reference periods?

For the previous reference period, 0% of the Fund's investments were aligned with EU Taxonomy.



*Sustainable investments with an environmental objective that **do not take into account the criteria** for environmentally sustainable economic activities under the EU Taxonomy.



What was the share of sustainable investments* with an environmental objective that were not aligned with the EU Taxonomy?

For the reference period, 52.87% of the Fund's investments were classified as Sustainable Investments with an environmental objective not aligned with EU Taxonomy.

The Fund invested in Sustainable Investments that were not aligned with the EU Taxonomy for the following reasons: (i) it is part of the investment strategy of the Fund; (ii) data to determine EU Taxonomy-alignment was unavailable; and/or (iii) underlying economic activities were not eligible under the EU Taxonomy's available technical screening criteria or did not comply with all requirements set out in such technical screening criteria.



What was the share of socially sustainable investments?

For the reference period, 42.68% of the Fund's investments were classified as socially sustainable investments.



What investments were included under "not sustainable", what was their purpose and were there any minimum environmental or social safeguards?

Investments included under "Not sustainable" included cash and near cash instruments however such holdings did not exceed 20%. Such investments were used only for the purposes of liquidity management and/or hedging. No other investments held by the Fund were assessed against minimum environmental or social safeguards.



What actions have been taken to attain the sustainable investment objective during the reference period?

The Investment Adviser has implemented internal quality controls such as compliance rule coding to ensure compliance with the environmental and social characteristics promoted by the Fund. The Investment Adviser regularly reviews the environmental and social characteristics promoted by the Fund to ensure they are still appropriate relative to the Fund's investment universe.

Where issuers are identified as potentially having issues with regards to good governance, the issuers

Appendix VI – Supplementary Information (Unaudited) continued

Periodic disclosure for financial products referred to in Article 9, paragraphs 1 to 4a, of Regulation (EU) 2019/2088 and Article 5, first paragraph, of Regulation (EU) 2020/852 (continued)

Nutrition Fund (continued)

are reviewed to ensure that, where the Investment Adviser agrees with this external assessment, the Investment Adviser is satisfied that the issuer has either taken remediation actions or will take remedial actions within a reasonable time frame based on the Investment Adviser's direct engagement with the issuer. The Investment Adviser may also decide to reduce exposure to such issuers.

The Investment Adviser is also subject to the shareholder engagement requirements of the Shareholders Rights Directive II (SRD) requirements. The SRD aims to strengthen the position of shareholders, enhance transparency and reduce excessive risk within companies traded on regulated EU marketplaces. Further details regarding the Investment Adviser's activities under the SRD are available on BlackRock's website.



Reference benchmarks are indexes to measure whether the financial products attain the sustainable objective.

How did this financial product perform compared to the reference sustainable benchmark?

For the reference period, an index has not been designated as a reference benchmark for the purpose of attaining the sustainable investment objective of the Fund, therefore this section is not applicable.

● How does the reference benchmark differ from a broad market index?

Not applicable.

● How did this financial product perform with regard to the sustainability indicators to determine the alignment of the reference benchmark with the sustainable investment objective?

Not applicable.

● How did this financial product perform compared with the reference benchmark?

Not applicable.

● How did this financial product perform compared with the broad market index?

Not applicable.